



Travis the Train and the St. Patrick's Day Treasure Hunt

For more teaching resources, visit

<http://www.PositivelyAutism.com/>

Instructions for use are on the last page of this document.

Travis the Train was excited.



It was St. Patrick's Day, and he was going on a treasure hunt.



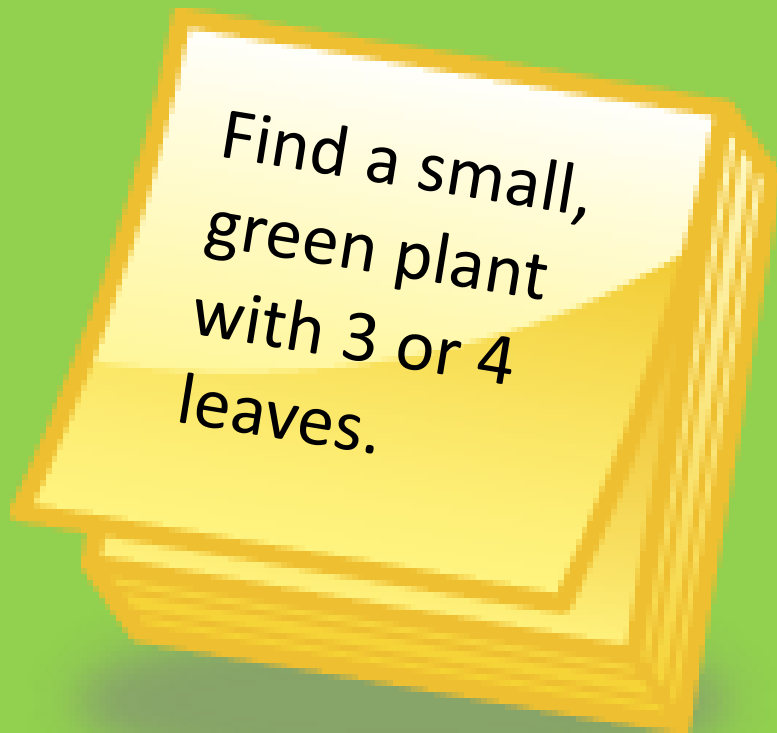
The treasure was a pot of gold.




Travis had to follow clues to find the
pot of gold.



The first clue said, "Find a small, green plant with 3 or 4 leaves." What plant is it?



Good job! It's a clover.



The second clue was in the clover. It said, "Find a hat that is the St. Patrick's Day color." What color is it?



Nice job! It's green.



The third clue was under the green hat. It said, "The pot of gold is next to a rainbow."






Find the rainbow.



That's right! Here is the pot of gold.



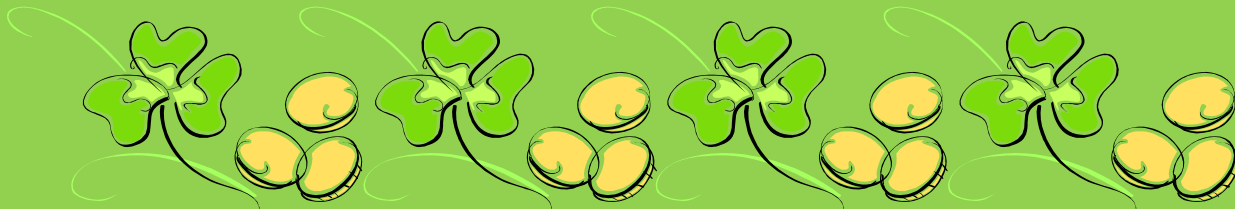
Travis the Train took the gold and had a St. Patrick's Day party for his friends.



The End

Have Your Own Treasure Hunt

- Print the white background pages of this document, and use them to make your own treasure hunt at home or school.
- You could get plastic gold coins from a party supply store to put at the end of the treasure hunt. Gold coins are also available from [Amazon.com](https://www.amazon.com).











How to Use

- You can either print the pages out, or show them to the student on a computer, Smartphone, or tablet (such as iPad) for. My students seem to enjoy viewing it on a computer, phone, or tablet, but do whatever works best for your student.
- This book is part of a learning unit on St. Patrick's Day. I typically do learning units with my students with autism for at least 2 weeks to allow for repeated practice of the concepts. You can find the rest of the St. Patrick's Day activities here:
<http://positivelyautism.weebly.com/freebies-community---st-patricks-day.html>