



Things that Are Green

For more teaching resources, visit
<http://www.PositivelyAutism.com/>

Instructions for use are on the last page of this document.

clover



frog



pear




lizard



tree



alligator




leaf




pickle



turtle




olive




grass





Tell me something green.



Tell me something that is green.



What is something that is green?



Tell me something that is green.

Positively Autism

Making Learning Fun and Meaningful for Children with Autism



Visit PositivelyAutism.com for autism teaching materials and training. Most things are free!

- [Free Newsletter](#)
- [Online Autism Training Guides for Parents and Teachers](#)
- [Social Skill Activities](#)
- [Academic Learning Activities](#)

How to Use

- You can either print the pages out, or show them to the student on a computer, Smartphone, or tablet (such as iPad). My students seem to enjoy viewing it on a computer, phone, or tablet, but do whatever works best for your student.
- Show each page, and you can either tell the student the name of the item, or ask the student what it is (prompting as needed).
- On page 13-15, you can read the instruction, “Tell me something that is green” (or whatever instruction is on the page) and prompt the student (if needed) to tell you something green on that page.
- On page 16, read the instruction again, and see if the student can tell you something that is that color without the visual prompts.