


Things That Are Pink

For more teaching resources, visit
<http://www.PositivelyAutism.com/>

Instructions for use are on the last page.

pig




lips



flower



butterfly



flamingo




cotton candy




strawberry ice cream





jellyfish




heart



Tell me something pink.




What is something that is pink?



Tell me something that is pink.



What's something that's pink?



Tell me something pink.

Positively Autism

Making Learning Fun and Meaningful for Children with Autism



Visit PositivelyAutism.com for autism teaching materials and training. Most things are free!

- [Free Newsletter](#)
- [Online Autism Training Guides for Parents and Teachers](#)
- [Social Skill Activities](#)
- [Academic Learning Activities](#)

How to Use

- You can either print the pages out, or show them to the student on a computer, Smartphone, or tablet (such as iPad) for vocabulary development. My students seem to enjoy viewing it on a computer, phone, or tablet, but do whatever works best for your student.
- Show each page, and you can either tell the student the name of the item, or ask the student what it is (prompting as needed).
- On page 11-15, you can read the instruction, “Tell me something that is pink” (or whatever instruction is on the page) and prompt the student (if needed) to tell you something pink on that page. The page without pictures is for the student to name something pink without the visual prompt.
- This book is part of a learning unit on The 3 Little Pigs. I typically do learning units with my students with autism for about 2 weeks to allow for repeated practice of the concepts. You can find the rest of the 3 Little Pigs activities here: <http://positivelyautism.weebly.com/freebies-academics-theme-units---the-3-little-pigs.html>