




## Visual Cues for Taking Turns During Games

Instructions: Print, laminate, and cut out cards. Choose a card that best matches your student's current language level, and then use **one** card per game. Pass it around during game play so that the child whose turn it is has the card.

		
My Turn	My Turn	My Turn
It's my turn.	It's my turn.	It's my turn.