


Math All-Star

One-digit Addition Facts (3s and 4s)



Math All-Star
One-Digit Addition (3s & 4s)

**How to Play: Match each
problem with the answer.**

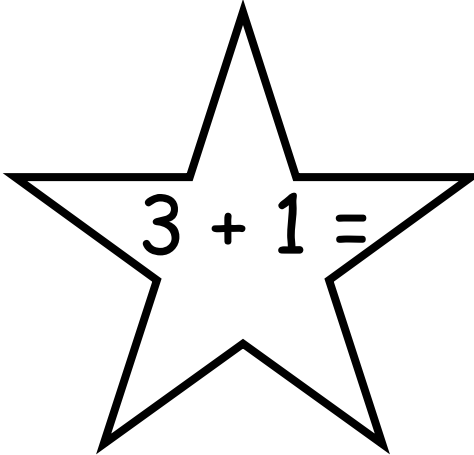
Materials:

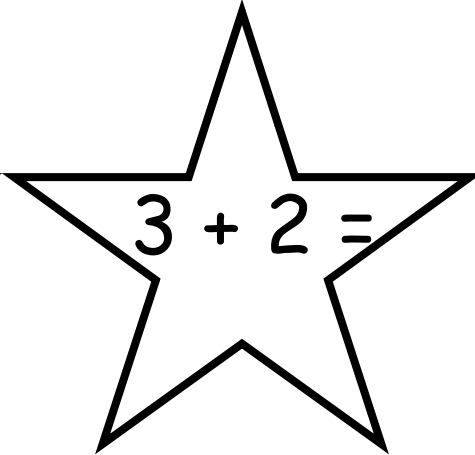
- File Folders (one per game - look for folders in different colors if desired).
- Sticky Velcro strips (to attach pieces to their places on the folder).
- Copy paper in desired colors (a light color is best).
- Business-sized envelope or plastic bag (to attach to folder for piece storage).
- Access to a laminating machine or laminating sheets.

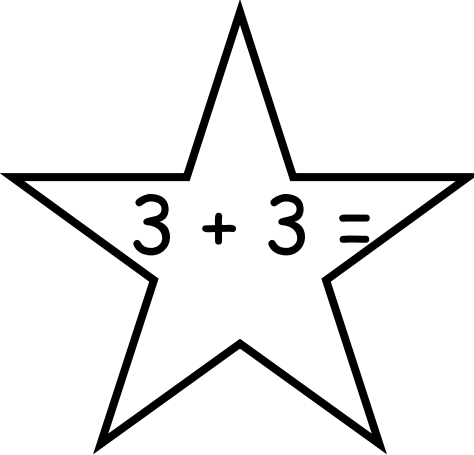
Assembly:

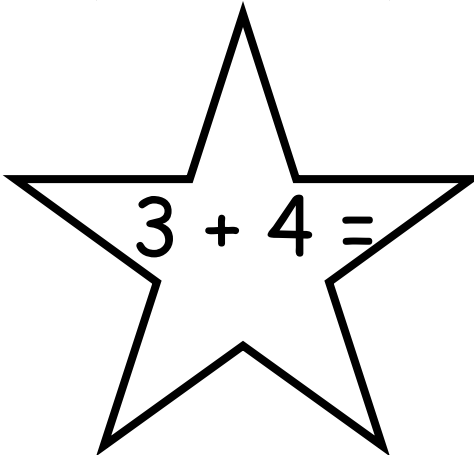
- Color the stars (or print on colored copy paper), and cut them out.
- Mount the stars with the answers into the folder.
- Cut out and attach the game title to the tab of the file folder.
- Cut out and attach game instructions to the back of the file folder.
- Attach the envelope or bag to the back of the folder.
- For durability, laminate the folder and all pieces. Also recommended is to purchase Velcro strips, and attach them to the game pieces in the folder, so that students can Velcro their answers in place. This allows the student to have more success and less frustration because of pieces moving around, and allows the teacher to have students "turn in" the folder game for the teacher to check later.

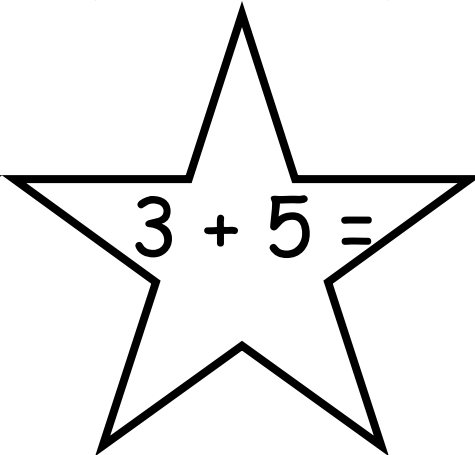
More FREE folder games, data sheets, flash cards, and more at www.PositivelyAutism.com !

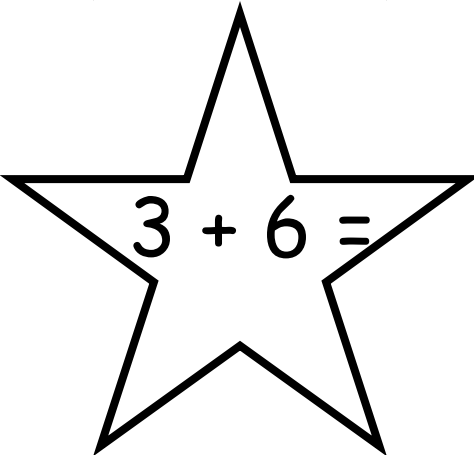
 $3 + 1 =$

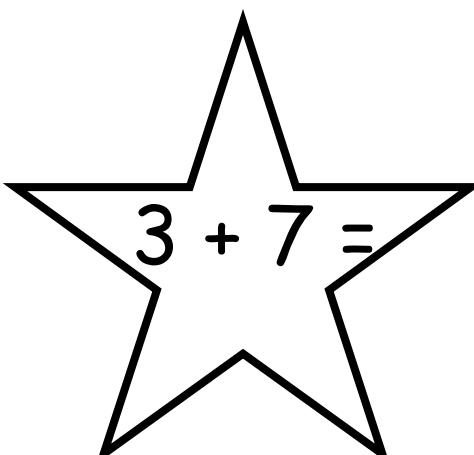
 $3 + 2 =$

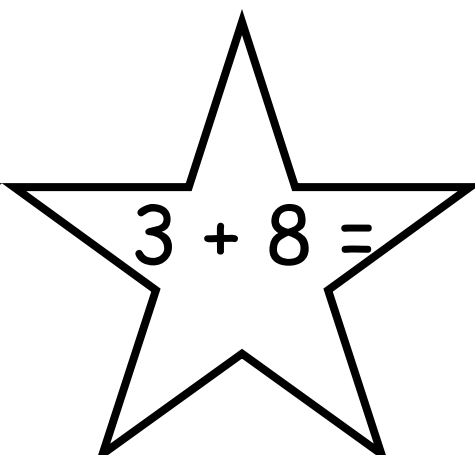
 $3 + 3 =$

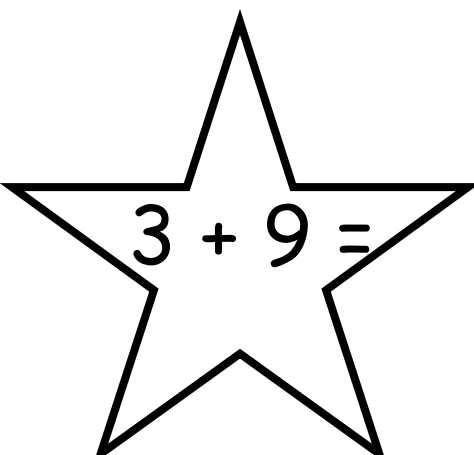
 $3 + 4 =$

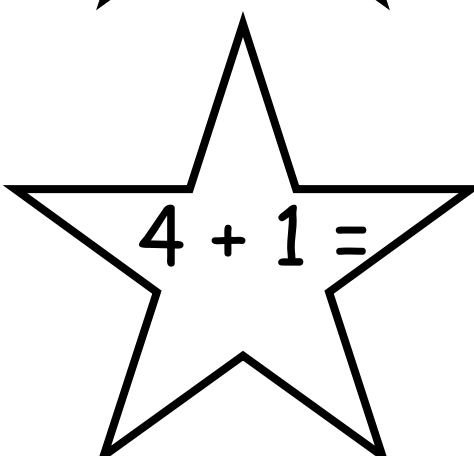
 $3 + 5 =$

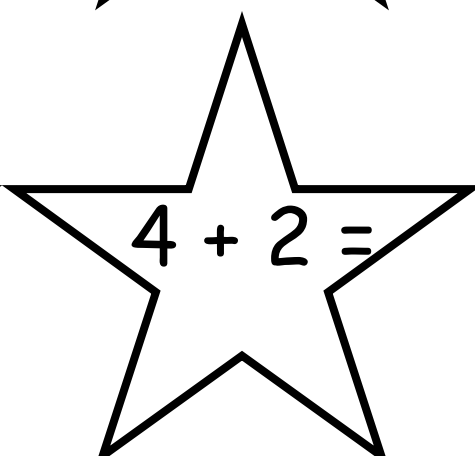
 $3 + 6 =$

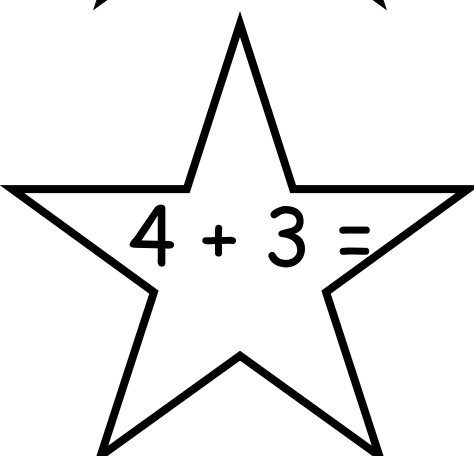
 $3 + 7 =$

 $3 + 8 =$

 $3 + 9 =$

 $4 + 1 =$

 $4 + 2 =$

 $4 + 3 =$

