



# Train Picture Match

Make picture-to-picture matching fun with this free folder game!

Created by [PositivelyAutism.com](http://PositivelyAutism.com)

*Making Learning Fun and Meaningful for Students with Autism*

# What You'll Need to Make the Games

- Printer/Paper
- File Folders
- Glue
- Laminating Machine
- Scissors
- [Sticky Back Velcro Dots](#) →



## About the Game:

Task: the student matches cut out pictures to the corresponding pictures on the train cars.

## To Assemble the Game:

Cut out each train car set (on the dotted lines), and paste each one on into a file folder (put three train car sets on each side of the folder).

Laminate the folder and the page of pictures.


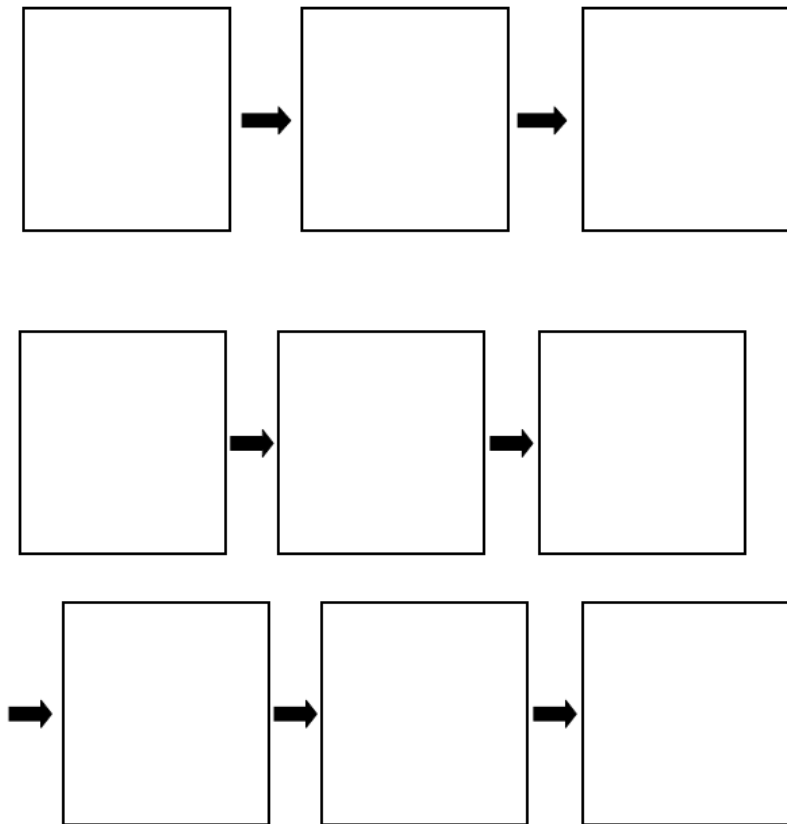
Cut out the pictures after the page of them is laminated.

Cut each Velcro dot in half. Put one Velcro dot half on the back of the cut out pictures. Put the corresponding Velcro dot half somewhere inside the box for each picture on the train cars. Make sure the Velcro dot half does not cover the picture. For example, on the dinosaur picture, you could put the Velcro dot half in the blank space above his back.

The students match the pictures by attaching them with the Velcro.

# Build Your Own Visual Schedule!

Looking for more teaching resources? Try **First-Then Charts**.




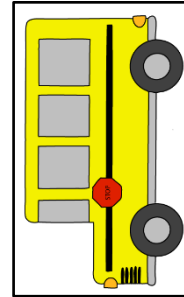
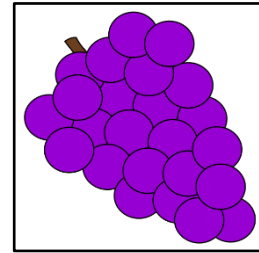

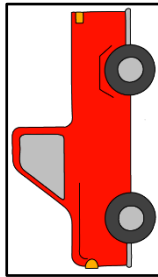






Reviews:



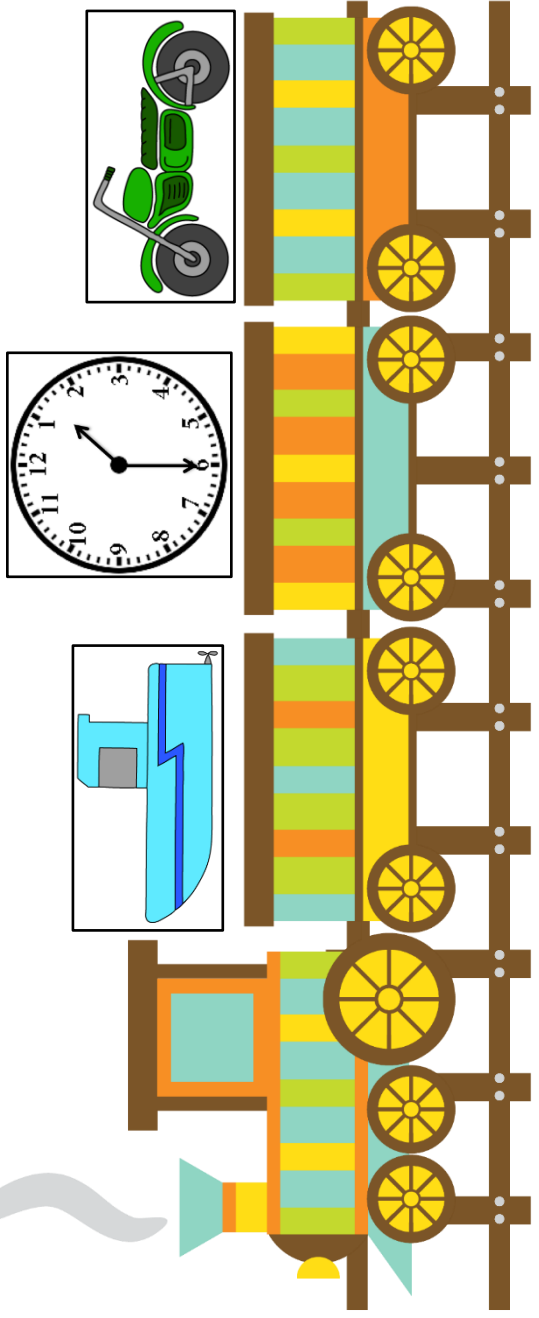
“This will be a wonderful tool to have in my autism class!”  
- Anonymous


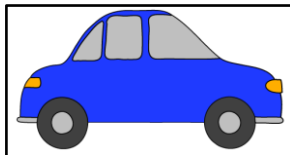
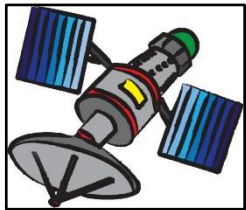

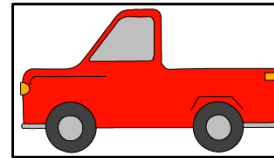


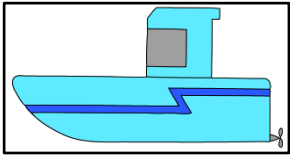
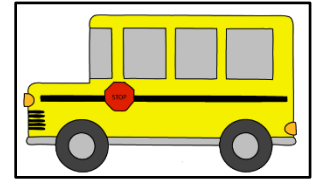


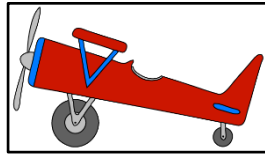

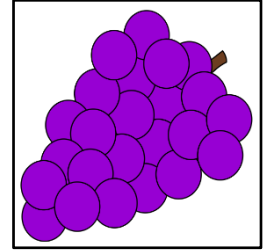

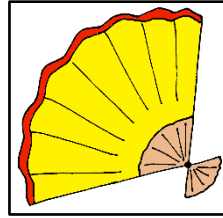


“Exactly what I was looking for!”  
- Alyson

“Thanks! love it.”  
- Yvette

<http://www.teacherspayteachers.com/Product/First-Then-Charts-261384>







# Clip Art Credits

Train Clip Art by Sonya DeHart Design -

<https://www.teacherspayteachers.com/Store/Sonya-Dehart-Design>

Dinosaur Clip Art by Clip Art by Carrie - [www.ccteachfirst.blogspot.com](http://www.ccteachfirst.blogspot.com)

Food Clip Art by Clip Art Stand by Tina Anne - [www.clipartstand.com](http://www.clipartstand.com)

Tools Clip Art by Teacher's Clipart - <http://teachersclipart.blogspot.com>

Vehicle Graphics From Martha Moore - <http://www.teacherspayteachers.com/Store/Martha-Moore>

Pumpkin Clip Art by [www.thelearningsite.info](http://www.thelearningsite.info)

Grapes Clip Art by Fun Classroom Creations -

<http://www.teacherspayteachers.com/Store/Fun-Classroom-Creations>

Fan Clip Art by Kindergarten Rocks! - <https://www.teacherspayteachers.com/Store/Kindergarten-Rocks-35>

Satellite Clip Art by Teacher's Toolbox - <http://www.teacherspayteachers.com/Store/Teachers-Toolbox>

Tree and Snowflake Clip Art by Tracee Orman – <http://www.teacherspayteachers.com/Store/Tracee-Orman>

Clock Clip Art by B. Beale - <https://www.teacherspayteachers.com/Store/Barb-Beale>