



# What to Expect on Spring Break

*Instructions for use are on the next page.*

For more teaching resources, visit

[PositivelyAutism.com](http://PositivelyAutism.com)

# How to Use

- For more free teaching resources, please follow Positively Autism on [Facebook](#), [Twitter](#), or [Instagram](#).
- There is a version of the story with a blank background on page 15.
- When you get to a “blank” in the story, fill in (by either writing, showing a picture, and/or just telling your child) what your family is doing. On page 9, tell your child the dates of his or her school spring break. You can write the dates on the calendar boxes on that page.
- You can either print the pages out, or show them to the student on a computer, Smartphone, or tablet (such as iPad). My students seem to enjoy viewing it on a computer, phone, or tablet, but do whatever works best for your students/children.



# What to Expect on Spring Break

Soon, my school will have  
spring break.



During spring break,  
my school will be closed.



On spring break,  
I might do different things.





I might stay at home with my family  
every day.





My family might go on a vacation to a different place.



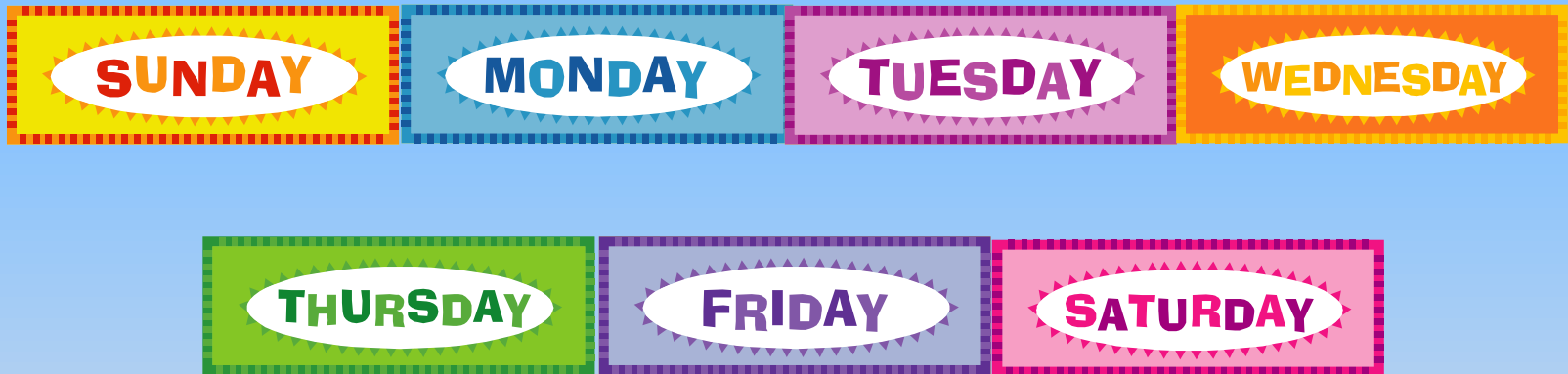


On spring break, my family will

---

---

Spring break lasts for seven days,  
which is one week.




# My school's spring break will be

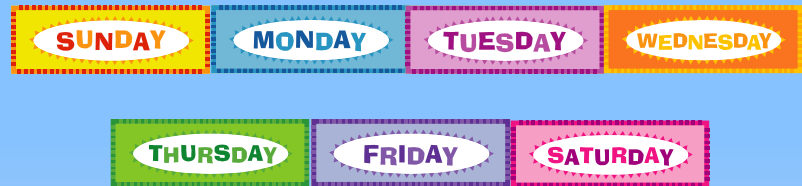
---

--	--	--	--	--	--	--

After spring break week is over,  
I will go back to school on Monday.



# I am learning about spring break.



The End

Story with Blank Background





# What to Expect on Spring Break

Soon, my school will have  
spring break.



During spring break,  
my school will be closed.





On spring break,  
I might do different things.



I might stay at home with my family  
every day.



# My family might go on a vacation to a different place.



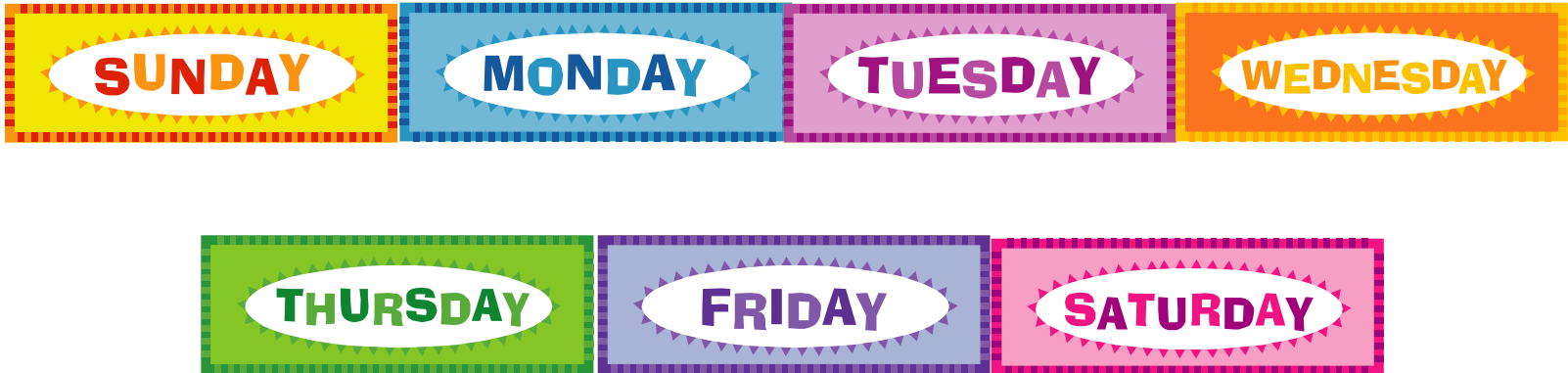
On spring break, my family will

---

---



Spring break lasts for seven days,  
which is one week.




# My school's spring break will be

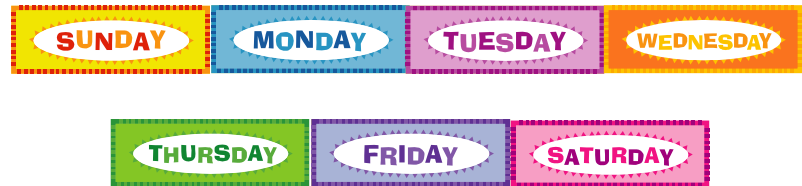
---

--	--	--	--	--	--	--

After spring break week is over,  
I will go back to school on Monday.



# I am learning about spring break.



The End