


# Help Keep Our Resources Free!



- **Amazon.com** will donate a percentage of all your purchases to Positively Autism! Start your Amazon shopping at [this link](#) for us to get credit.
- Take one of Positively Autism's [online autism classes](#) for parents and teachers.
- Shop our collection of teaching materials at [TeachersPayTeachers!](#)

# How to Use


- You can either print the pages out, or show them to the student on a computer, Smartphone, or tablet (such as iPad or [KindleFire](#)) for vocabulary development. My students seem to enjoy viewing it on a computer, phone, or tablet, but do whatever works best for your student.
- This activity is part of a series of activities about pirates. You can find the rest of these activities here: [http://www.PositivelyAutism.com/free/unit\\_pirates.html](http://www.PositivelyAutism.com/free/unit_pirates.html)




# Pirates Vocabulary

For more teaching resources, visit  
<http://www.PositivelyAutism.com/>

anchor



cannon



coins



flag



island





map




parrot




pirate



pirate ship



sword



treasure chest

